

MOZA Air 2 Release Notes

Date	2019/1/14
Firmware	V0.4.12

What' s New?

Added photo capture, video recording support for Nikon D850, Z6 and Z7 cameras. Camera parameter adjustment is not yet supported.

Notes:

- 1.Nikon D850 camera uses a Micro USB3.0 port. Users can directly use a M3C-Micro cable to connect the camera with the gimbal;
- 2.Nikon Z6 and Z7 use Type-C port. Users need to purchase a Micro USB to Type-C adapter (MCG21) to use with the M3C-Micro cable.

MOZA Air 2 Release Notes

Date	2018/12/24
Firmware	V0.4.11
MOZA Master Software for Windows	V1.0.1
MOZA Master Software for Mac	V1.0.1

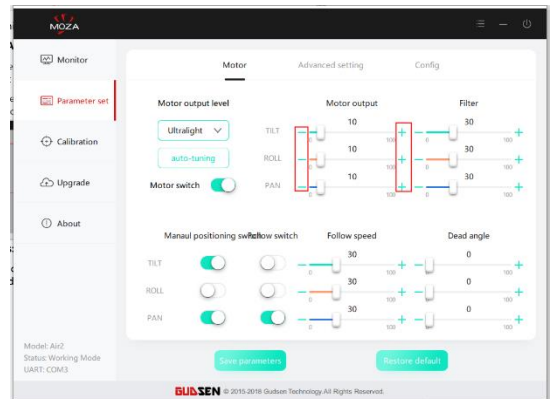
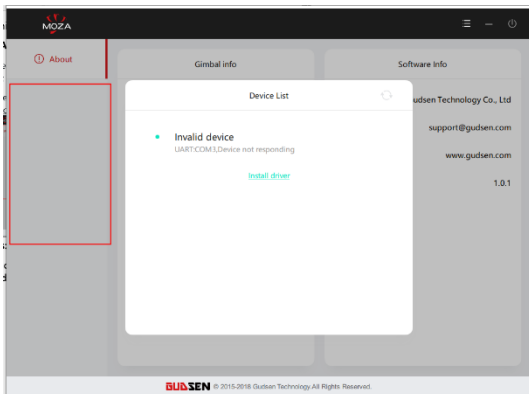
What's New?

Air 2:

Optimization of iFocus rotation speed control.

MOZA Master software:

1. Interface optimization: upgrade option will not show on the navigation bar when gimbal is not connected.
2. Operation optimization: when click the "-" or "+" icon to adjust the parameters, the reaction will be swifter.



Notes:

1. The download link for MOZA Master software is: <http://www.gudsen.com/moza-air-2-downloads>

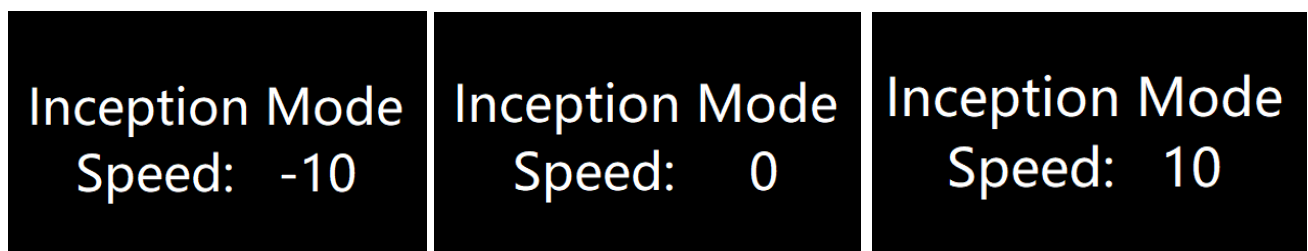
MOZA Air 2 Release Notes

Date	2018/12/18
Firmware	V0.4.10
MOZA Master Software for Windows	V1.0.0
MOZA Master Software for Mac	V1.0.0

What' s New?

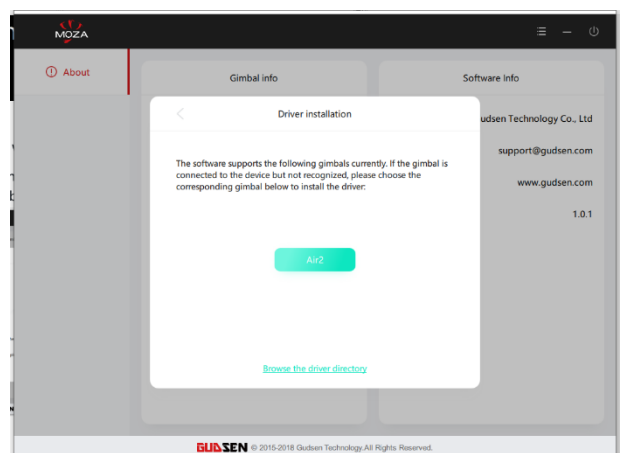
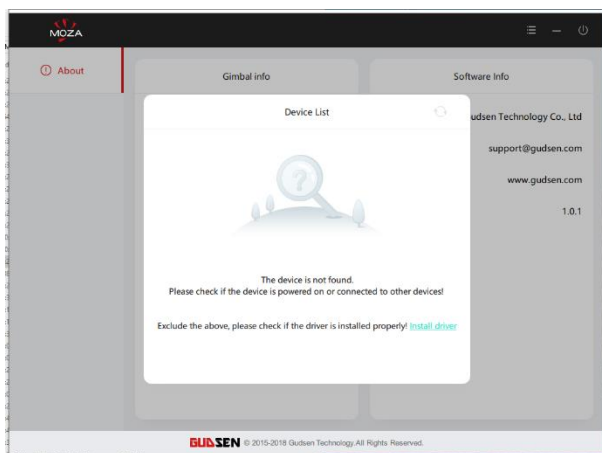
MOZA Air 2:

1. Inception Mode optimization; The speed value can be displayed on the screen and the rotation speed (-10—10) can be adjusted through the dial.
2. The direction of Air 2 will not change after exiting the Inception Mode, ensuring continuous shooting.

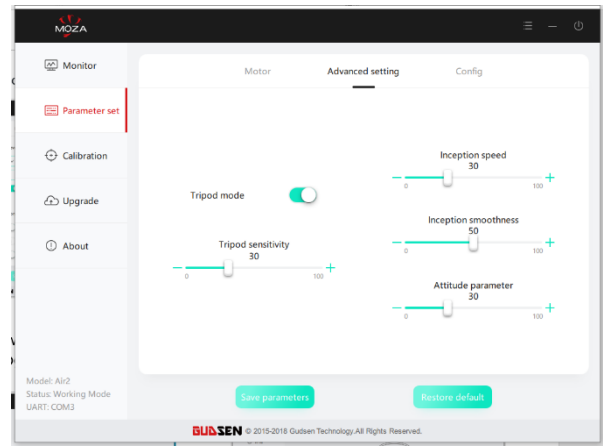
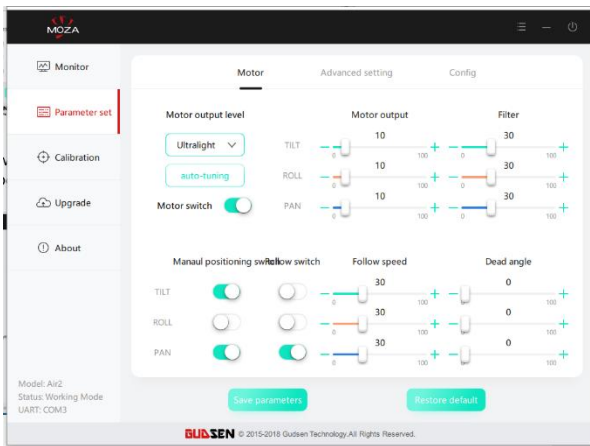


MOZA Master software:

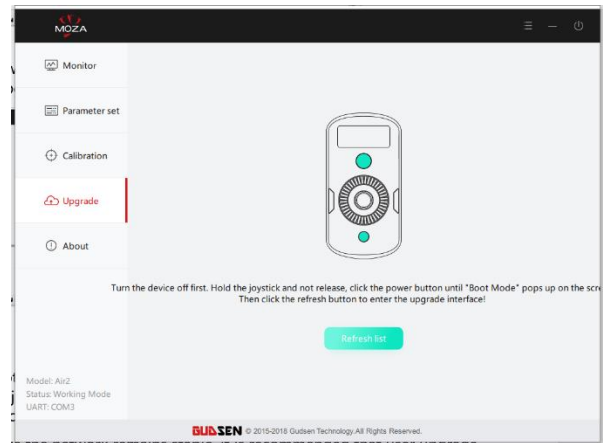
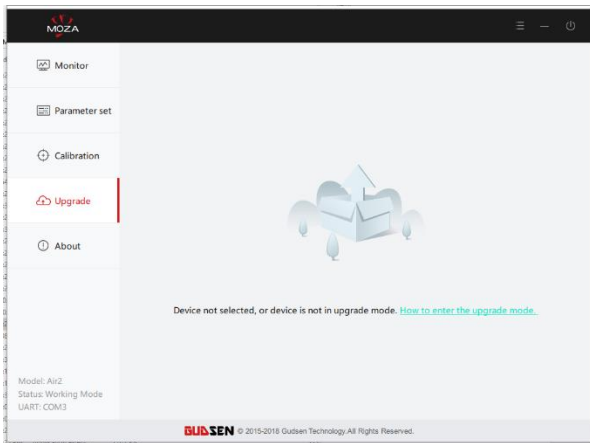
1. The interface was redesigned;
2. A new drive instruction is added. This instruction will guide drive installation when no MOZA device could be found.



3.The realization of MOZA Air 2 monitoring, parameters adjusting and upgrading functions;



3. A new firmware upgrade instruction is added. This will guide user how to enter firmware upgrade mode for Air 2.



Notes:

1. In the Inception Mode, the joystick remains functional. User could control Air 2 rotation by joystick. The speed of rotation is related to the speed of the joystick. User could check the rotation speed showed on the screen;
2. To make sure the network remains stable, it is recommended that user upgrade Air 2 firmware on a computer;
3. The download link for MOZA Master software is: <http://www.gudsen.com/moza-air-2-downloads>

MOZA Air 2 Release Notes

Date	2018/11/30
Firmware	V0.4.9

What' s New?

- 1. Add the Chinese menu, triple press the menu button to switch languages.**
- 2. Fix the problem of gimbal shaking in wide-angle roll movement.**
- 3. Extend the endpoint range of roll follow to $\pm 70^\circ$.**
- 4. Restrict the rotation range of roll axis in underslung mode**

Notes:

1. Firmware upgrading by App:

- a. Turn off the MOZA Air 2.**
- b. Hold the joystick and not release, click the power button until "Boot Mode" pops up on the screen.**
- c. Launch the App to connect the device, it will enter the upgrade interface automatically.**
- d. Click" Upgrade" to start.**

MOZA Air 2 Release Notes

Date	2018/11/19
Firmware	V0.4.6
User Manual	3.0

What' s New?

- 1. Fix the malfunction problem of Canon cameras after multiple operation.**
- 2. Change the function that photo taking control of Sony cameras by USB cable to Multi cable.**
- 3. Fix some known errors in the user manual, and update the menu list and camera compatibility list.**

Notes:

1. Firmware upgrading by App:

- a. Turn off the MOZA Air 2.**
- b. Hold the joystick and not release, click the power button until "Boot Mode" pops up on the screen.**
- c. Launch the App to connect the device, it will enter the upgrade interface automatically.**
- d. Click" Upgrade" to start.**

2. Connect the Sony camera and MOZA Air 2 with M3C-Micro cable, select the Sony-USB mode. Then the MOZA Air 2 can control video recording, adjust parameters and charge the USB-powered cameras, but can' t control the photo taking.

3. Connect the Sony camera and MOZ Air 2 with MCSC-Multi cable, select the Sony-Multi mode. Then the MOZA Air 2 can control photo taking and video recording, but can' t adjust parameters and charge the camera.

MOZA Air 2 Release Notes

Date	2018/11/14
Firmware	V0.4.5
MOZA Master App Android	1.0.0
MOZA Master App iOS	1.1
MOZA Master Software for Windows	0.1.0
MOZA Master Software for Mac	0.1.0
User Manual	2.0

What' s New?

- 1.Release the first version of Air 2 firmware**
- 1.Release the first version of Android App**
- 2.Release the first version of iOS App**
- 3.Release the first version of Windows software**
- 4.Release the first version of Mac OS software**
- 5.Release the first edition of the instruction manual**

Notes:

- **Android 4.0+ and supports Bluetooth 4.0**
- **iOS 7 and above**
- **Please install the driver first when using MOZA Master (Windows) for the first time**
- **Download link: <http://www.gudsen.com/moza-air-2-downloads>**